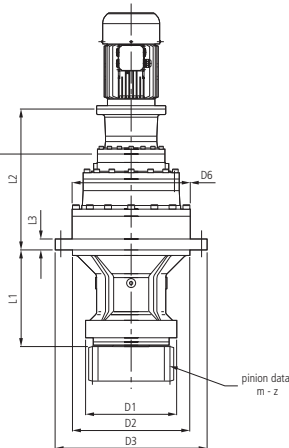
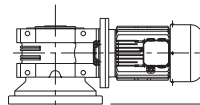


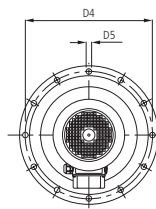
- Torque Range**  
8.000 ... 160.000 Nm
- Gear Ratios**  
3,4 ... 2000
- Key Features**  
Flange mounted  
Output shaft: splined or with integral pinion  
Rugged construction  
High torque capacity  
Output shafts supported by heavy duty bearings
- Applicable AC motors**  
Compact motors and brake motors, M series  
IEC motors and brake motors, BN series
- Main Brake Motor Features**  
DC and AC type
- Main Motor Options**  
Thermistors and thermostates sensors

Type	Nominal Torque	Peak static Torque	Range of Ratios	Weight
	Nm	Nm		Kg
706T	8.000	15.000	600 - 2000	100
707T	12.000	25.000	600 - 2000	140
709T	18.000	30.000	600 - 2000	180
710T	25.000	50.000	600 - 2000	250
711T	35.000	80.000	600 - 2000	300
712T	40.000	90.000	600 - 2000	330
713T	50.000	100.000	600 - 2000	450
715T	80.000	140.000	600 - 2000	700
716T	100.000	180.000	600 - 2000	900

combined version - worm gearbox - planetary gearbox



inline version - planetary gearbox



Type	Dimensions								
	D1	D2	D3	D4	D5	D6	L1	L2	L3
706TF		200	280	250	∅ 17 n°12	292	38	520	25
706TN	200	250	360	325	∅ 17 n°10	292	225		25
707TN	230	280	348	314	∅ 17 n°12	348	300	360	98
709TN	230	280	348	314	∅ 17 n°24	348	300	400	125
710TN	300	425	500	450	∅ 22 n°12	400	360	500	40
711TF		400	490	445	∅ 21 n°24	428	110	700	40
711TN	300	425	500	460	∅ 22 n°12	428	350	520	40
712TF		400	490	445	∅ 21 n°24	428	110	700	40
713TN	340	400	560	510	∅ 22 n°24	445	430	630	30
715TN	370	470	640	600	∅ 22 n°24	542	470	670	36
716TF		555	645	600	∅ 28 n°32	542	100	1100	40

module/number  
of teeth of pinion: on request

**HEADQUARTERS**  
BONFIGLIOLI RIDUTTORI  
Via Giovanni XXIII, 7/A  
40012 Lippo di Calderara di Reno  
Bologna (ITALY)  
Tel. (+39) 051 6473111  
Fax (+39) 051 6473126  
www.bonfiglioli.com

**SALES DEPARTMENT**  
BONFIGLIOLI RIDUTTORI S.p.A.  
Via Enrico Mattei, 12 - Z.I. Villa Selva  
47100 Forlì (ITALY)  
Tel. (+39) 0543 789111  
Fax (+39) 0543 789242 - 0543 789245  
trasmital@bonfiglioli.com

